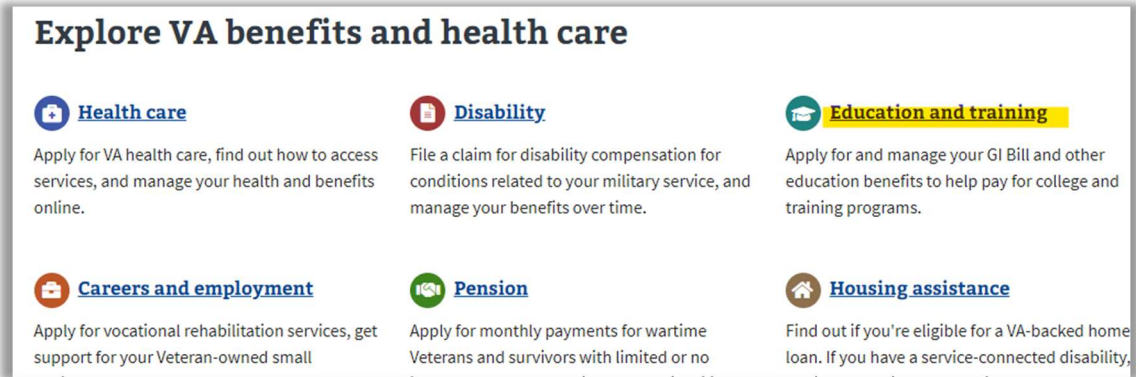


## How to apply for VA benefits via [www.va.gov](http://www.va.gov) website

(Example given is for Chapter 35.)

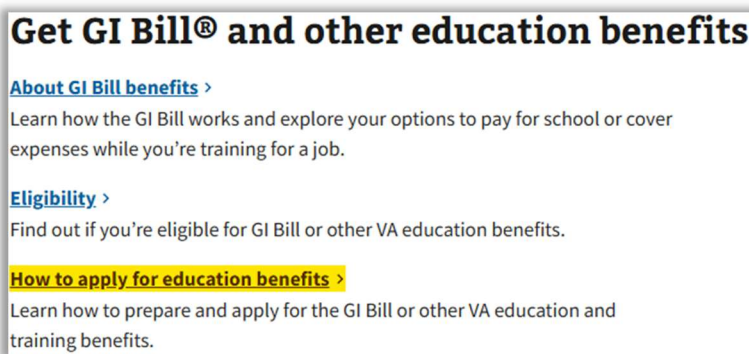
Step 1. Scroll down to **Explore VA benefits and health care** area, and Click **Education and Training**.



**Explore VA benefits and health care**

- Health care**  
Apply for VA health care, find out how to access services, and manage your health and benefits online.
- Disability**  
File a claim for disability compensation for conditions related to your military service, and manage your benefits over time.
- Education and training**  
Apply for and manage your GI Bill and other education benefits to help pay for college and training programs.
- Careers and employment**  
Apply for vocational rehabilitation services, get support for your Veteran-owned small
- Pension**  
Apply for monthly payments for wartime Veterans and survivors with limited or no
- Housing assistance**  
Find out if you're eligible for a VA-backed home loan. If you have a service-connected disability,

Step 2. Scroll down to **Get GI Bill® and other education benefits** area, and click **How to apply**.



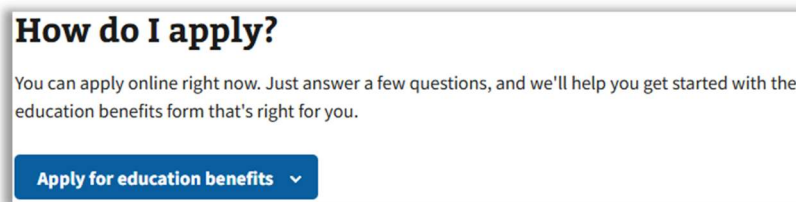
**Get GI Bill® and other education benefits**

[About GI Bill benefits >](#)  
Learn how the GI Bill works and explore your options to pay for school or cover expenses while you're training for a job.

[Eligibility >](#)  
Find out if you're eligible for GI Bill or other VA education benefits.

**[How to apply for education benefits >](#)**  
Learn how to prepare and apply for the GI Bill or other VA education and training benefits.

Step 3. Scroll down to **How do I apply?** area and click **Apply for education benefits**.



**How do I apply?**

You can apply online right now. Just answer a few questions, and we'll help you get started with the education benefits form that's right for you.

[Apply for education benefits](#) ▾

Step 4. Answer the questions that are generated (see example below), then click **Apply now**.

Example, students applying for Chapter 35 benefits should answer as follows:

- Are you applying for a benefit...place of training? > Answer: "Applying for a new benefit"
- Are you a Veteran or service member...own service? > Answer: "No"
- Has your sponsor transferred their benefits to you? > Ans. "No"
- Is your sponsor deceased...POW? > Answer: "Yes"

**Apply for education benefits** ^

Are you applying for a benefit or updating your program or place of training?

Applying for a new benefit

Updating my program of study or place of training

Applying for the Edith Nourse Rogers STEM Scholarship after using Post-9/11 GI Bill or Fry Scholarship benefits

Are you a Veteran or service member claiming a benefit based on your own service?

Yes

No

Has your sponsor transferred their benefits to you?

Yes

No

Is your sponsor deceased, 100% permanently disabled, MIA, or a POW?

Yes

No

[Apply now](#)

Step 5. Go to ***Begin your application for education benefits***. There are 2 ways to apply:

1st. ***Sign in with a verified account*** > Click ***Sign in to start your application***.

**Begin your application for education benefits**

**Sign in with a verified account**

Here's how signing in with an identity-verified account helps you:

- We can fill in some of your information for you to save you time.
- You can save your work in progress. You'll have 60 days from when you start or make changes to submit your form.

**Don't yet have a verified account?** Create a [Login.gov](#) or [ID.me](#) account. We'll help you verify your identity for your account now.

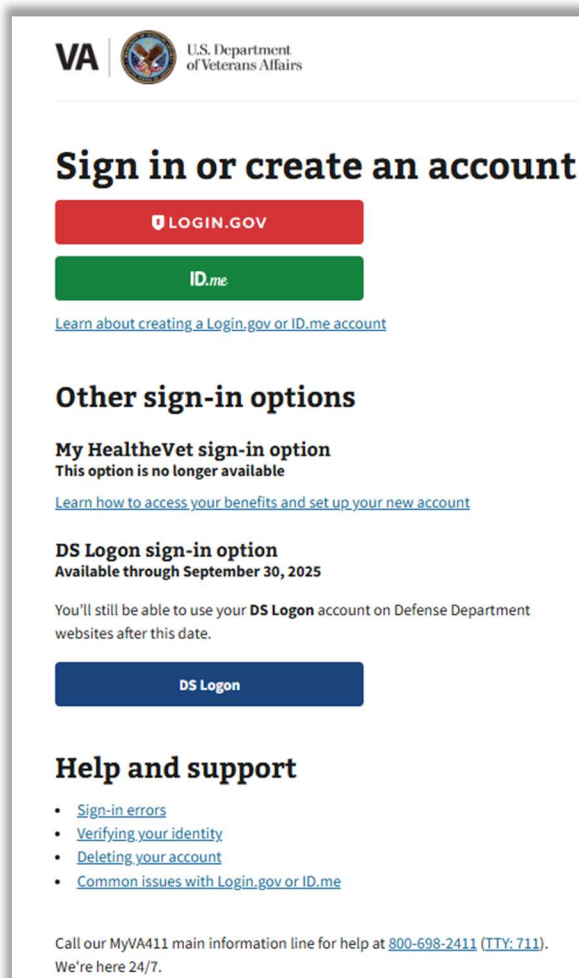
**Not sure if your account is verified?** Sign in here. If you still need to verify your identity, we'll help you do that now.

**Note:** You can sign in after you start filling out your form. But you'll lose any information you already filled in.

[Sign in to start your application](#)

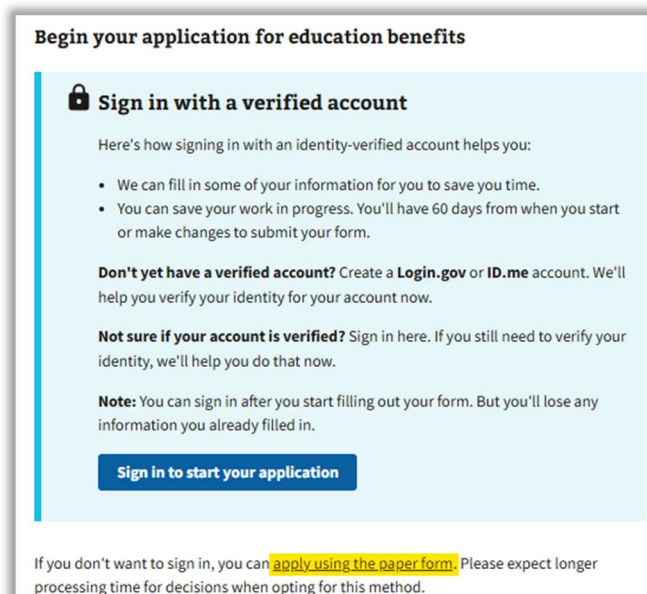
If you don't want to sign in, you can [apply using the paper form](#). Please expect longer processing time for decisions when opting for this method.

A window will pop up and you will have the option to sign in to LOGIN.GOV or ID.me, or create an account.



The screenshot shows the VA sign-in page. At the top left is the VA logo and the U.S. Department of Veterans Affairs seal. The main heading is "Sign in or create an account". Below this are two buttons: a red "LOGIN.GOV" button and a green "ID.me" button. A link "Learn about creating a Login.gov or ID.me account" is provided. The "Other sign-in options" section includes "My HealtheVet sign-in option" (noted as no longer available) and "DS Logon sign-in option" (available through September 30, 2025). A "DS Logon" button is present. The "Help and support" section lists links for "Sign-in errors", "Verifying your identity", "Deleting your account", and "Common issues with Login.gov or ID.me". At the bottom, contact information for MyVA411 is provided.

2nd. **Apply without signing in** > Click **apply using the paper form**.



The screenshot shows the "Begin your application for education benefits" page. The main heading is "Sign in with a verified account". Below this is a section explaining the benefits of signing in with a verified account, including saving time and work in progress. It also provides instructions for users who do not yet have a verified account or are unsure if their account is verified. A "Sign in to start your application" button is located at the bottom of the sign-in section. At the very bottom of the page, a note states: "If you don't want to sign in, you can **apply using the paper form**. Please expect longer processing time for decisions when opting for this method."

Step 6. Fill out and submit the application. Write down the confirmation number, if applicable.

Step 7. Wait for the VA to send you a communication (via email or regular mail) stating whether or not you are approved for the benefit. If approved, the communication will include your ***Certificate of Eligibility***. If you do not receive the communication within 30 days, call the GI Bill hotline: 888-442-4551.

Step 8. Submit the ***Certificate of Eligibility*** to UVF via email to [militarybenefits@valleyforge.edu](mailto:militarybenefits@valleyforge.edu).